
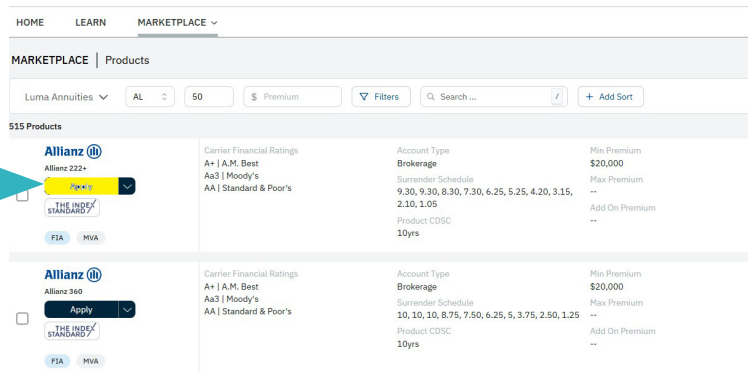


# How to Access Annuity Marketplace


To start a new case, select the **"Apply"** drop-down menu and choose **"Annuity Marketplace."**



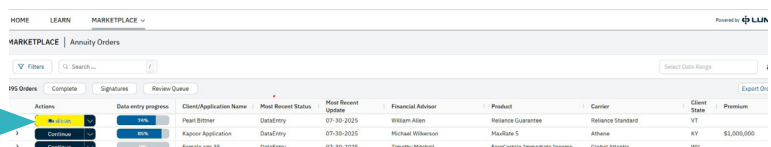
Enter the carrier and state, then your choice of products appears. On the righthand side, select **"Apply"** which creates the application.



To go back to your existing file, select **"Started Annuity Applications"** go to the **"My Business"** drop-down menu and select **"Annuity Marketplace Apps."**



When you see your case, select **"Continue."**



We make your annuity, life, disability insurance, and longevity planning easier by giving you one place to quote, apply, and track your business, allowing you to better focus on the other important tasks within your practice.